

1<sup>st</sup>

EDITION

February 2021

# Kimberley Standard Dressing List (KSDrL)



Kimberley  
Aboriginal  
Health  
Planning Forum

[kahpf.org.au](http://kahpf.org.au)



# Contents

	Page
About the KSDrL	4
KSDrL Review Committee & Contributors	5

## Clinic Imprest

Wound Cleaning Solutions	6
Primary Antimicrobial Dressings	7
Primary Non-Antimicrobial Dressings	8
Primary and Secondary Foam Dressings	9
Secondary Dressings	9
Fixation, Tapes & Bandages	10
Compression Bandages	10

## Appendix 1: Clinical Guide & Photo Diagram

# About the KSDrL

In consultation with a number of stakeholders, including Silver Chain and Boab Health Services, the Kimberley Aboriginal Medical Services Ltd (KAMS) and WA Country Health Service (WACHS) Kimberley have developed a recommended dressing list for the Kimberley region with initial recommendations to the KSDrL working group provided by the Royal Perth Hospital Wound Management Team.

The KSDrL is intended for use in remote clinics and health services, including government clinics and Aboriginal Community Controlled Health Services (ACCHS) in the Kimberley. The KSDrL includes a range of dressings appropriate for use on different wounds specific to the needs of patients presenting for wound care in the Kimberley region.

The working group recommends that all items on the KSDrL should be easily accessible to the Kimberley population and hence, be included in all clinic and hospital imprests. Certain services, including hospitals in the Kimberley, may require additional dressings and it will be at their discretion to stock those items.

Alternative options for brands are differentiated on the list as a) and b). Each health service is only required to keep one of the two choices available.

A phase-out period will be necessary to minimise waste of dressings that may currently be on the clinic imprest before changing over to the recommended dressing. For example, Zetuvit® is the currently recommended dressing, however, many clinics currently stock combine. It is recommended that the clinic use the remaining combine dressings before ordering Zetuvit®.

# Kimberley Standard Dressing list Review Committee

The Kimberley Standard Dressing List is a constant work in progress, and is reviewed annually.

The current KSDrL Review Committee members are as follows:

- Dr Lorraine Anderson (Medical Director, KAMS)
- Mrs Briana Osborne (Registered Nurse, Program Support Coordinator, KAMS)
- Ms Jamilah Bin Omar (Aboriginal Health Practitioner, Model of Care Coordinator, KAMS)
- Mrs Jennifer Hausknecht (Product Liaison Officer, WACHS)
- Miss Ellen Stapleton (Podiatrist, Boab Health Services)

The project was initially completed by a Standard Dressing List Working Party.

The original members and their positions were as follows:

- Mrs Briana Osborne (Registered Nurse, Program Support Coordinator, KAMS)
- Ms Jamilah Bin Omar (Aboriginal Health Practitioner, Model of Care Coordinator, KAMS)
- Dr Michael Bartram (Senior Medical Officer, KAMS)
- Dr Keryln Carville (Registered Nurse, PhD, STN, Professor Primary Health Care and Community Nursing, Silver Chain Group and School of Nursing, Curtin University)
- Ms Jennifer Costigan (Clinical Nurse Manager, Noonkanbah, Looma, One Arm Point and Lombadina, WACHS)
- Miss Ellen Stapleton (Podiatrist, Boab Health Services)
- Mrs Jennifer Hausknecht (Product Liaison Officer, WACHS)
- Ms Jillian Thomson (Registered Nurse, MHProEd, Lecturer, Majarlin Kimberley Centre for Remote Health)

## Contributors

Throughout the development of the KSDrL, there were a number of specialists and specialist services consulted.

These participants included:

- Dr Olufemi Oshin (WACHS)
- Ms Amy Pearce (Podiatrist, Boab Health Services)
- Miss Amy Anne Tang-Wei (Clinical Nurse Manager, Non-Admitted Services, Broome Hospital)
- Mrs Jennifer Hausknecht (Product Liaison Officer, WACHS)
- Ms Nicole Walsh (Nurse Practitioner, Wound Management, Sir Charles Gairdner Hospital)
- Ms Virginia Black (Podiatrist, Boab Health Services)
- Ms Donna Larsen (Nurse Practitioner, Wound Management Surgical Division, Royal Perth Bentley Group)

## Wound Cleaning Solutions

#	Trade Name	Generic Name	Common Sizes	Distributors / Manufacturers
1	Normal Saline 0.9%	Physiological saline	30ml 100ml 500ml 1L	Baxter / Briemar (30ml)
2	Water for Irrigation	Sterile water	30ml 100ml 500ml 1L	Baxter
3	Prontosan® Irrigation Solution	Polyhexamethylene biguanide	40ml 350ml	B Braun

## Primary Antimicrobial Dressings

#	Trade Name	Generic Name	Common Sizes	Distributors / Manufacturers
1	Acticoat® Flex 3 (3 day only)	Nanocrystalline silver coated tulle	5cm x 5cm 10cm x 10cm	Smith & Nephew
2	Acticoat®	Nanocrystalline silver dressing	5cm x 5cm 10cm x 10cm	Smith & Nephew
3	Aquacel® Ag	Gelling hydrofiber with silver	5cm x 5cm 10cm x 10cm Rope	Convatec
4	Iodosorb® Ointment and Powder	Cadexomer iodine	Ointment 10g Powder 3g	Smith & Nephew
5	Inadine®	Povidone iodine impregnated tulle gras	9.5cm x 9.5cm	3M
6	Prontosan® Wound Gel X	Polyhexamethylene biguanide gel	50g	B Braun

## Primary Non-Antimicrobial Dressings

#	Trade Name	Generic Name	Common Sizes	Distributors / Manufacturers
1	Algisite® M	Calcium alginate dressing	10cm x 10cm	Smith & Nephew
2	Atrauman®	Non-medicated tulle dressing	5cm x 5cm 7.5cm x 10cm	Hartmann
3	Aquacel®	Gelling hydrofibre	10cm x 10cm	Convatec
4	Intrasite® Conformable	Hydrogel impregnated gauze	10cm x 10cm	Smith & Nephew
5	Melolin®	Low absorbency non-adherent dry dressing	5cm x 5cm 10cm x 10cm	Smith & Nephew
5	Telfa®	Low absorbency non-adherent dry dressing	5cm x 7.5cm 7.5cm x 10cm	Cardinal Health
6	Mepitel®	Low adherent wound contact layer with silicone adhesion	5cm x 7.5cm 7.5cm x 10cm	Molnlycke
7	Mepore®	Adhesive island dressing	6cm x 7cm 9cm x 10cm	Molnlycke
8	Tegaderm®	Transparent film dressing	6cm x 7cm 10cm x 12cm	3M /CH2
9	Urgostart® Contact	Protease modulating matrix contact layer	10cm x 10cm	Bayport Brands Pty Ltd
10	Urgostart®	Protease modulating non-adhesive foam	6cm x 6cm 10cm x 10cm	Bayport Brands Pty Ltd



## Primary & Secondary Foam Dressings

#	Trade Name	Generic Name	Common Sizes	Distributors / Manufacturers
1	Biatain®	Polyurethane foam (non-silicone)	10cm x 10cm 15cm x 15cm	Coloplast
2	Biatain® Adhesive	Polyurethane foam (non-silicone), adhesive	7.5cm x 7.5cm 12.5cm x 12.5cm	Coloplast
3	Mepilex®	Silicone foam dressing	10cm x 10cm	Molnlycke
4	Mepilex® Border Flex	Adhesive silicone multilayer foam	7.5cm x 7.5cm 10cm x 10cm	Molnlycke

## Secondary Dressings

#	Trade Name	Generic Name	Common Sizes	Distributors / Manufacturers
1	Zetuvit®	Highly absorbent pad	10cm x 10cm 10cm x 20cm 20cm x 20cm	Hartmann
2	Zetuvit® Plus	Super absorbent pad	10cm x 10cm 10cm x 20cm 20cm x 25cm	Hartmann

## Fixation, Tapes & Bandages

#	Trade Name	Generic Name	Common Sizes	Distributors / Manufacturers
1	Elastolite®	Crepe bandage	10cm 15cm	Essity
2	Fixomull®	Polyacrylate adhesive tape	10cm x 10m 20cm x 10m	Essity
3	Tubifast®	Light tubular stretch bandage	Blue Line (7.5cm x 7.5m)  Green Line (5cm x 10m)	Molnlycke
4	Tubular-Form®	Elastic tubular bandage	D E F	Sutherland Medical



## Compression Bandages

#	Trade Name	Generic Name	Common Sizes	Distributors / Manufacturers
1	Lastodur® Light (17-18 mmHg)	Compression bandage	10cm x 8.7m	Hartmann
2	Coban™ 2 Lite (28 mmHg)	Compression bandage	10cm x 3.5m	3M
3	Coban™ 2 (40 mmHg)	Compression bandage	10cm x 3.5m	3M

# Appendix 1:


## Clinical Guide & Photo Diagram

### Wound Cleansing Solutions



#	Trade Name	Image	Product Information
1	Normal Saline 0.9%		<p>Non-antiseptic, isotonic, sterile cleansing solution.</p> <p><b>INDICATIONS:</b> For general irrigation of body cavities, tissues or wounds, indwelling urethral catheters, surgical drainage tubes, and for washing, rinsing or soaking dressings.</p> <p><b>CONTRAINDICATIONS:</b> Not for injection.</p>
2	Water for Irrigation		<p>Non-antiseptic, hypotonic, sterilized water solution.</p> <p><b>INDICATIONS:</b> For general irrigation of body cavities, tissues or wounds. Use for wound cleansing when Acticoat Ag is used.</p> <p><b>CONTRAINDICATIONS:</b> Not for injection</p>

# Appendix 1: Clinical Guide & Photo Diagram

## Wound Cleansing Solutions



#	Trade Name	Image	Product Information
3	Prontosan® Irrigation Solution		<p>Broad spectrum antibacterial solution that assists in removing biofilm. Compatible with most wound materials. Irrigate the wound, applying compress of solution on wound bed for 10-15 minutes then remove. For external use only.</p> <p><b>INDICATIONS:</b> To cleanse, decontaminate and aid removal of excess exudate, slough and eschar, to prevent formation of biofilm and reduce wound odour in a variety of acute and chronic wounds including surgical and traumatic wounds, leg ulcers, pressure ulcers, diabetic foot ulcers, and first and second-degree burns. Can be applied to sutured surgical or traumatic wounds to prevent further microbial contamination, used on fistulae, abscesses, undermining wounds, and entry sites of urinary catheters, PEG/PEJ tubes and stomas.</p> <p><b>CONTRAINDICATIONS:</b> Not for use on patients with known sensitivities or allergies to betaine or PHMB. Not for use on the central nervous system or meninges, middle or inner ear, eyes or on hyaline cartilage. Do not combine with other wound cleansers or ointments. Only use in pregnant or lactating women or babies and infants under medical supervision.</p>

# Primary Antimicrobial Dressings

#	Trade Name	Image	Product Information
1	Acticoat® Flex 3 (3 day only)		<p>Antimicrobial, single-layer dressing with nanocrystalline silver. Soft and highly flexible with stretch properties. Allows exudate transport through the dressing.</p> <p><b>INDICATIONS:</b> For use on partial and full thickness wounds including first and second-degree burns, surgical sites, covering of grafts, venous ulcers, pressure ulcers and diabetic ulcers. Use when infection or critical colonisation is known or suspected.</p> <p><b>CONTRAINDICATIONS:</b> Not for use on patients with a known sensitivity to silver or patients undergoing Magnetic Resonance Imaging (MRI).</p>
2	Acticoat®		<p>Antimicrobial, three-layer dressing with nanocrystalline silver and absorbent inner core. Acticoat should be moistened with sterile water (not saline) when being applied to wounds that are not highly exuding.</p> <p><b>INDICATIONS:</b> For partial thickness and full thickness wounds where infection or critical colonisation is known or suspected. Can be used for first and second-degree burns, surgical sites, covering of grafts, venous ulcers, pressure ulcers and diabetic ulcers.</p> <p><b>CONTRAINDICATIONS:</b> Not for use on patients with a known sensitivity to silver or patients undergoing MRI.</p>



# Appendix 1: Clinical Guide & Photo Diagram

## Primary Antimicrobial Dressings




#	Trade Name	Image	Product Information
3	Aquacel® Ag		<p>Antimicrobial dressing with Hydrofiber® Technology that consists of a soft, absorbent material that transforms into a gel on contact with wound fluid, creating an optimal environment for wound healing. The addition of ionic silver benefits wounds that are infected or at risk for infection and works to kill a broad spectrum of wound-related microbes for up to 14 days.</p> <p><b>INDICATIONS:</b> For moderate to highly exuding chronic and acute wounds where there is infection or an increased risk of infection including partial second-degree burns, diabetic foot ulcers, leg ulcers and pressure ulcers, surgical or traumatic wounds, wounds prone to bleeding, oncology wounds and graft sites.</p> <p><b>CONTRAINDICATIONS:</b> Not for use on individuals who are sensitive to have had an allergy to silver or sodium carboxymethylcellulose.</p>
4	Iodosorb® Ointment and Powder		<p>A topical cleansing and antiseptic agent used for sloughy, exuding wounds and wounds critically colonized or infected. (Use Zetuvit® or foam as a secondary dressing.)</p> <p><b>INDICATIONS:</b> Chronic skin ulcers such as venous ulcers and decubitus ulcers.</p> <p><b>CONTRAINDICATIONS:</b> Ulcers due to collagen diseases and large ulcers, women who are pregnant or breastfeeding, children, dry necrotic tissue, patients with a known sensitivity to any of its ingredients, people with thyroid disorders or renal impairment.</p>

# Appendix 1: Clinical Guide & Photo Diagram

## Primary Antimicrobial Dressings

#	Trade Name	Image	Product Information
5	Inadine®		<p>A Non-adherent dressing containing 10% povidone iodine with antimicrobial properties. For use on minor burns or traumatic skin loss injuries. Change daily. Easily denatured in the presence of wound fluid. If dressing is still orange at dressing change consider alternate dressing. (Dressing will turn white as the iodine is taken up.)</p> <p><b>INDICATIONS:</b> For use on minor burns, superficial skin loss injuries, superficial sloughy wounds and suture lines.</p> <p><b>CONTRAINDICATIONS:</b> Not for use over deep wounds, large areas or heavily exuding wounds, patients with thyroid conditions, allergies to iodine, pregnant or breastfeeding.</p>
6	Prontosan® Wound Gel X		<p>Thick, antimicrobial gel ideal for the prevention of biofilm formation. Suitable for the Kimberley climate and dry wounds. Apply copious amount to the wound bed. Dressings, gauzes, compresses or other absorbent wound fillers can be moistened with Prontosan® Wound Gel X before the dressing is applied. Can remain on the wound until the next dressing change.</p> <p><b>INDICATIONS:</b> For cleansing, moistening and decontamination of acute and chronic non-infected and infected wounds including traumatic wounds, cavity wounds, difficult-to-access wounds, postoperative wounds, thermal, chemical and post-radiation therapy burns (First-degree, I, Second degree, IIa, Second degree, IIb and Third degree, III).</p> <p><b>CONTRAINDICATIONS:</b> Not for use over large areas or heavily exuding wounds, on the CNS or the meninges, in the middle or inner ear, in the eyes, on hyaline cartilage, on patients with thyroid conditions, allergies to iodine, pregnant or breastfeeding. Should not be used in combination with any other cleansing solutions.</p>




## Primary Non-Antimicrobial Dressings

#	Trade Name	Image	Product Information
1	Algisite® M		<p>Calcium alginate dressing consisting of a thick highly absorbent pad of non-woven alginate fibers.</p> <p><b>INDICATIONS:</b> For use on full- and partial-thickness wounds with moderate to heavy exudate levels, which may also be prone to minor bleeding.</p> <p><b>CONTRAINDICATIONS:</b> Not for use in patients with a known allergy to alginate dressings. Do not use for cavities where the base of the wound cannot be seen.</p>
2	Atrauman®		<p>Non-medicated, non-petroleum dressing for use as a non-adherent contact layer for protection and atraumatic treatment. Suitable for preventing a secondary dressing from sticking to the wound bed and for keeping wound edges and surrounding skin supple.</p> <p><b>INDICATIONS:</b> For the treatment of superficial, acute and chronic, slightly to moderately exuding wounds of all types.</p> <p><b>CONTRAINDICATIONS:</b> Not for use on patients with a known sensitivity or allergy to any of the dressing's ingredients.</p>
3	Aquacel®		<p>Gelling fibre dressing with Hydrofiber® Technology. A soft, absorbent material that transforms into a gel on contact with wound fluid creating an optimal environment for wound healing. Moderate to highly absorbent.</p> <p><b>INDICATIONS:</b> For use in exuding lesions including leg ulcers, pressure areas, donor sites, and most other granulating wounds, surgical wounds, second-degree burns, traumatic or surgical wounds, and painful wounds.</p> <p><b>CONTRAINDICATIONS:</b> Not for use in patients with a known sensitivity or allergy to any of the dressing's ingredients. Not for use on very dry wounds or wounds covered with hard, black, necrotic tissue. Do not use for packing cavities where the base of the wound cannot be seen.</p>






# Appendix 1: Clinical Guide & Photo Diagram

## Primary Non-Antimicrobial Dressings

#	Trade Name	Image	Product Information
4	Intrasite® Conformable		<p>Non-woven dressing impregnated with amorphous hydrogel. The hydrogel is partially hydrated to donate moisture to drier environments and absorb in wetter conditions.</p> <p><b>INDICATIONS:</b> For use in shallow and deep open wounds, and wounds healing by secondary intention including venous leg ulcers, diabetic foot ulcers, surgical wounds, pressure ulcers, extravasation injuries, radiation damage, burns, fistulae, amputation and fungating ulcers. Suitable for use in necrotic, sloughy and granulating wounds. Can be used to keep Acticoat® dressings moist.</p> <p><b>CONTRAINDICATIONS:</b> Not for use on patients with a known sensitivity or allergy to any of the dressing's ingredients.</p>
5a	Melolin®		<p>Non-adherent, absorbent, perforated, film-faced dressing for wounds with very low amounts of exudate.</p> <p><b>INDICATIONS:</b> For lightly exuding wounds such as sutured wounds, abrasions, lacerations and minor burns</p> <p><b>CONTRAINDICATIONS:</b> Not for use in heavily exuding wounds.</p>
5b	Telfa®		<p>Thin, non-adherent, absorbent cotton pad with perforated film and non-woven backing for wounds with very low amounts of exudate.</p> <p><b>INDICATIONS:</b> For lightly exuding wounds such as sutured wounds, abrasions, lacerations and minor burns</p> <p><b>CONTRAINDICATIONS:</b> Not for use in heavily exuding wounds.</p>



# Appendix 1: Clinical Guide & Photo Diagram

## Primary Non-Antimicrobial Dressings




#	Trade Name	Image	Product Information
6	Mepitel®		<p>Porous, semi-transparent, low-adherent, non-absorbent wound contact layer, consisting of a flexible polyamide net coated with soft silicone. The silicone facilitates the application and retention of the dressing to the peri-wound area and prevents maceration by inhibiting the lateral movement of exudate from the wound on to the surrounding skin. Dressing can be removed with minimum pain and without damaging delicate new tissue. Allows passage of exudate into a secondary absorbent dressing.</p> <p><b>INDICATIONS:</b> For low to moderately exuding wounds including skin tears, skin abrasions, surgical incisions, second-degree burns, blistering, lacerations, partial- and full-thickness grafts, diabetic ulcers and venous and arterial ulcers. Can also be used as a protective layer on non-exuding wounds, blisters, or fragile skin.</p> <p><b>CONTRAINDICATIONS:</b> Not for use in patients with a known sensitivity to the dressing or its components. Use with care on heavily bleeding wounds.</p>
7	Mepore®		<p>Self-adhesive, absorbent dressing.</p> <p><b>INDICATIONS:</b> For low to moderately exuding wounds, such as surgical wounds, cuts and abrasions.</p> <p><b>CONTRAINDICATIONS:</b> Not for use in patients with a known sensitivity to acrylic adhesives or on individuals who have very fragile or easily damaged skin.</p>
8	Tegaderm®		<p>Transparent, vapour-permeable, film dressing with a 'frame delivery' system. Hypoallergenic with wear time up to 7 days.</p> <p><b>INDICATIONS:</b> For superficial epithelialising wounds and minor injuries, catheter sites, healing surgical incision sites and for primary dressing retention. Provides protection against friction.</p> <p><b>CONTRAINDICATIONS:</b> Not for use over deep cavity wounds, exuding wounds, infected wounds or third-degree burns. Not to be used in place of sutures or other wound closures.</p>

# Appendix 1: Clinical Guide & Photo Diagram

## Primary Non-Antimicrobial Dressings


#	Trade Name	Image	Product Information
9	Urgostart® Contact		<p>Flexible non-occlusive contact layer containing a protease inhibitor (TLC-NOSF) that inhibits matrix metalloproteinases and promotes the formation of new blood vessels. Use with a secondary absorbent dressing for exuding wounds.</p> <p><b>INDICATIONS:</b> For non to low-exuding leg ulcers, diabetic foot ulcers, pressure ulcers, and long-standing acute wounds. Suitable for lining cavities or awkwardly placed wounds and for wicking deep wounds.</p> <p><b>CONTRAINDICATIONS:</b> Do not use on infected or critically colonised wounds, cancerous wounds, fistulas, which may reveal a deep abscess, or if there is a known sensitivity to the dressing.</p>
10	Urgostart®		<p>Soft-absorbent foam dressing containing a protease inhibitor (TLC-NOSF Healing Matrix) that inhibits matrix metalloproteinases and promotes the formation of new blood vessels.</p> <p><b>INDICATIONS:</b> For low to moderately exuding leg ulcers, diabetic foot ulcers, pressure ulcers and long-standing acute wounds.</p> <p><b>CONTRAINDICATIONS:</b> Do not use on infected or critically colonised wounds, cancerous wounds, fistulas, which may reveal a deep abscess, or if there is a known sensitivity to the dressing.</p>

## Primary & Secondary Foam Dressings



#	Trade Name	Image	Product Information
1	Biatain®		<p>Soft, conformable, non-adhesive polyurethane foam dressing with vapour-permeable film backing and beveled edges. The foam conforms to the wound bed to fill the gap and reduce pooling of exudate.</p> <p><b>INDICATIONS:</b> For moderately to highly exuding wounds including leg ulcers, pressure ulcers, second-degree burns, donor sites, postoperative wounds and skin abrasions. Can be used under compression therapy.</p> <p><b>CONTRAINDICATIONS:</b> Do not use with oxidising solutions such as hydrogen peroxide.</p>
2	Biatain® Adhesive		<p>Soft, conformable, polyurethane foam dressing with vapour-permeable film backing and an adhesive border. The foam conforms to the wound bed to fill the gap and reduce pooling of exudate. Can be used under compression bandaging.</p> <p><b>INDICATIONS:</b> For moderately to highly exuding wounds including leg ulcers, pressure ulcers, second-degree burns, donor sites, postoperative wounds and skin abrasions. Can be used under compression therapy.</p> <p><b>CONTRAINDICATIONS:</b> Do not use with oxidising solutions such as hydrogen peroxide.</p>
3	Mepilex®		<p>A highly conformable foam dressing consisting of a flexible absorbent polyurethane foam, a soft silicone wound contact layer and a film backing.</p> <p><b>INDICATIONS:</b> For a wide range of low to moderately exuding wounds including leg and foot ulcers, pressure ulcers and traumatic wounds such as skin tears and wounds healing by secondary intention.</p> <p><b>CONTRAINDICATIONS:</b> None Noted.</p>

# Appendix 1: Clinical Guide & Photo Diagram





## Primary & Secondary Foam Dressings

#	Trade Name	Image	Product Information
4	Mepilex® Border Flex	 The image shows a white rectangular box for Mepilex Border Flex dressings. The box features the product name in green and black text, along with a small illustration of the dressing. Next to the box is a single, square, light-colored foam dressing with a white border and a central adhesive area.	<p>Bordered foam dressing consisting of a soft silicone wound contact layer, a flexible absorbent pad in three layers (a foam, a non-woven spreading layer and a layer with superabsorbent fibers) and a film backing.</p> <p><b>INDICATIONS:</b> For moderately exuding wounds including pressure ulcers, leg and foot ulcers and traumatic wounds such as skin tears and surgical wounds. Can be used as part of a prophylactic therapy to help prevent skin damage such as pressure ulceration.</p> <p><b>CONTRAINDICATIONS:</b> Do not use on highly exuding wounds as it does not wick vertically and can cause maceration.</p>



# Secondary Dressings

#	Trade Name	Image	Product Information
1	Zetuvit®		<p>Highly absorbent dressing. Water-repellant, air permeable, non-woven layer protects against contamination.</p> <p><b>INDICATIONS:</b> For superficial moderate to highly exuding acute and chronic wounds.</p> <p><b>CONTRAINDICATIONS:</b> Not for use on dry wounds or on exposed bones, muscles or tendons.</p>
2	Zetuvit® Plus		<p>Superabsorbent dressing that contains a blend of cellulose fluff and fluid-retaining superabsorbent particles. Water-repellant, air permeable, non-woven layer protects against contamination. Soft consistency for a cushioning effect.</p> <p><b>INDICATIONS:</b> For superficial, heavily exuding acute and chronic wounds.</p> <p><b>CONTRAINDICATIONS:</b> Not for use on dry wounds or on exposed bones, muscles or tendons.</p>

## Fixation, Tapes & Bandages


#	Trade Name	Image	Product Information
1	Elastolite®		<p>A medium-weight, cotton crepe bandage with stretch properties and ability to contour around joints.</p> <p><b>INDICATIONS:</b> For dressing retention.</p> <p><b>CONTRAINDICATIONS:</b> None noted.</p>
2	Fixomull®		<p>A wide area adhesive tape with transverse stretch properties. Suitable for use on frequently mobile and highly contoured parts of the body. The adhesive firmly secures the dressing on all sides to prevent slip or detachment.</p> <p><b>INDICATIONS:</b> For fixation of primary dressings on wounds with mild exudate, not requiring frequent review.</p> <p><b>CONTRAINDICATIONS:</b> Not for use on infected wounds or on patients with a known sensitivity to the adhesive.</p>
3	Tubifast®		<p>Light, elasticated viscose stockinette with radial and longitudinal stretch.</p> <p><b>INDICATIONS:</b> For dressing retention, patch wrapping and under-cast stockinette.</p> <p><b>CONTRAINDICATIONS:</b> None noted.</p>
4	Tubular-Form®		<p>Multi-purpose, elasticated tubular bandage providing firm support.</p> <p><b>INDICATIONS:</b> For tissue support in the treatment of strains and sprains, soft-tissue injuries, general oedema and rib cage injuries.</p> <p><b>CONTRAINDICATIONS:</b> None noted.</p>

# Compression Bandages

#	Trade Name	Image	Product Information
1	Lastodur® Light (17-18 mmHg)		<p>A long-stretch compression bandage that provides light compression.</p> <p><b>INDICATIONS:</b> For the treatment of varicose veins, thrombosis, thrombophlebitis, chronic venous insufficiency (CVI), primary and secondary prevention of leg ulcer venosum / venous insufficiency, and oedema. Used as support and relief bandages in musculoskeletal injuries and in the management of limbs following amputation.</p> <p><b>CONTRAINDICATIONS:</b> Not for use in cases of advanced peripheral arterial occlusive disease (PAOD), decompensated cardiac insufficiency, phlegmasia cerulea dolens, septic phlebitis and in cases of ankle-brachial pressure index (ABPI) &gt; 1.3 and &lt; 0.5.</p>
2	Coban™ 2 Lite (28 mmHg)		<p>Two-layer system (green packaging) designed for sustained, therapeutic compression with reduced sub-bandage resting pressures. Comprises a latex-free foam padding layer and a latex-free, cohesive, compression bandage. Once applied, the two layers bond to form a single-layer bandage. Can be worn for up to 7 days.</p> <p><b>INDICATIONS:</b> For venous leg ulcers, lymphoedema and chronic oedema affecting arms, shoulders, fingers and toes. Recommended for patients with ankle-brachial pressure index (ABPI) 0.5</p> <p><b>CONTRAINDICATIONS:</b> Not recommended for patients with ankle-brachial pressure index (ABPI) &lt; 0.5</p>



# Appendix 1: Clinical Guide & Photo Diagram

3	Coban™ 2 (40 mmHg)	 A photograph of the Coban 2 compression bandage product. It shows a roll of the orange, textured bandage material, a smaller roll of the same material, and the product's packaging box. The box is white with purple and orange accents and features the Coban 2 logo and an image of a person's leg wearing the bandage.	<p>Two thin layers (purple packaging) provide the stiffness required to generate sustained working pressures/low resting pressures to reduce oedema and prevent venous reflux without the bulk of traditional bandages. The interlocking layers cohere to each other, creating an inelastic sleeve that conforms to the limb and reduces the potential for bandage slippage and discomfort. Provides sustained therapeutic compression for up to 7 days.</p> <p><b>INDICATIONS:</b> For venous leg ulcers, lymphoedema and chronic oedema and other conditions where compression therapy is appropriate. Recommended for patients with ankle-brachial pressure index (ABPI) &gt;0.8</p> <p><b>CONTRAINDICATIONS:</b> Not recommended for patients with ankle-brachial pressure index (ABPI) &lt;0.8</p>
---	-----------------------	--	---

